

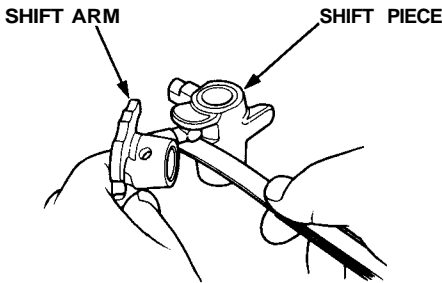
Change Holder Assembly, Shift Fork

Clearance Inspection

1. Measure the clearance between the shift piece and shift arm.

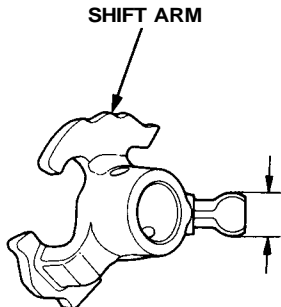
Standard: 0.05—0.25 mm
(0.002-0.010 in)

Service Limit: 0.5 mm (0.020 in)



2. If the clearance exceeds the service limit, measure the width of the shift arm.

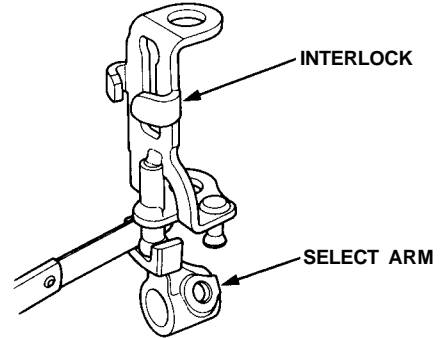
Standard: 12.9-13.0 mm (0.508-0.512 in)



If the width of the shift arm is less than the standard, replace the shift arm with a new one.
If the width of the shift arm is within the standard, replace the shift piece with a new one.

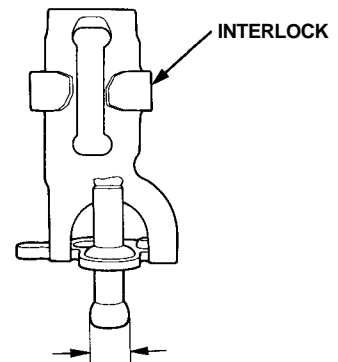
3. Measure the clearance between the interlock and select arm.

Standard: 0.03-0.15 mm (0.001 - 0.006 in)



4. If the clearance exceeds the standard, measure the width of the interlock finger.

Standard: 11.95 - 12.00 mm
(0.470-0.472 in)



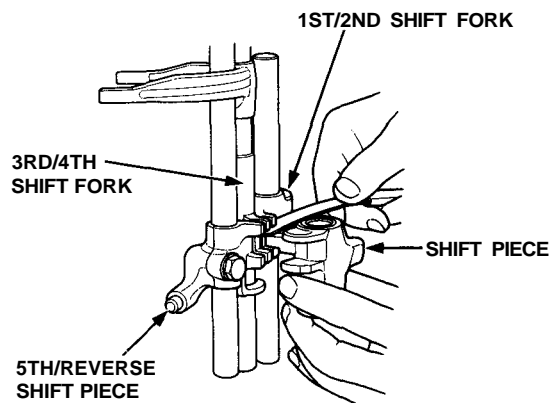
If the width of the interlock is less than the standard, replace the interlock with a new one.
If the width of the interlock is within the standard, replace the select arm with a new one.



5. Measure the clearance between the shift fork, the 5th/reverse shift piece and shift piece.

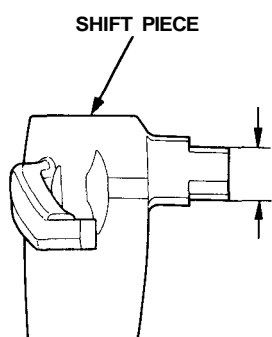
**Standard: 0.2-0.5 mm
(0.008-0.020 in)**

Service Limit: 0.6 mm (0.024 in)



6. If the clearance exceeds the service limit, measure the width of the shift piece.

Standard: 11.9 - 12.0 mm (0.469-0.472 in)



If the width of the shift piece is less than the standard, replace the shift piece with a new one.
If the width of the shift piece is within the standard, replace the 5th/reverse shift piece or shift forks with a new one.