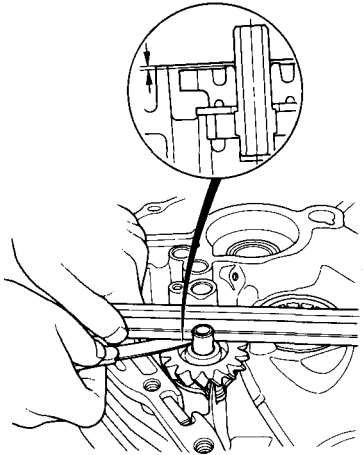


Oil Pump

Clearance Inspection

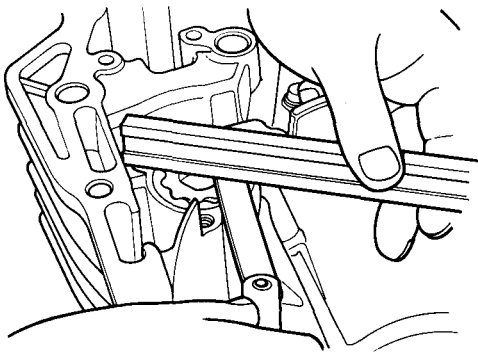
1. Check the clearance between the transmission mating surface of the clutch housing and the oil pump gear.

Standard: 0.3-0.8 mm (0.012-0.031 in)
Service Limit: 0.9 mm (0.035 in)



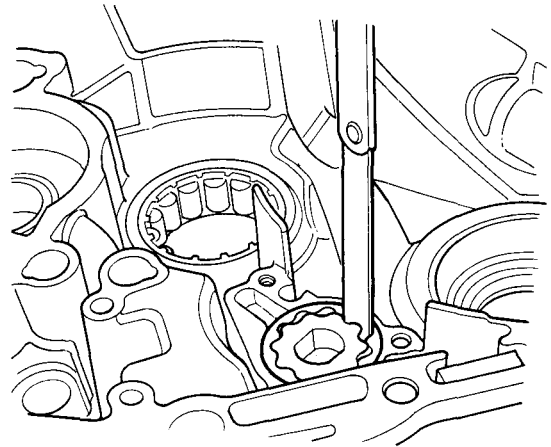
2. Check the axial clearance on the pump rotor.

Clutch Housing-to-Rotor Axial clearance
Standard: 0.03—0.1 mm
(0.001 - 0.004 in)
Service Limit: 0.15 mm (0.006 in)



3. Check the radial clearance on the pump rotor.

Inner Rotor-to-Outer Rotor Radial clearance
Standard: 0.14 mm (0.006 in) max.
Service Limit: 0.2 mm (0.008 in)



4. Check the radial clearance between the clutch housing and the outer rotor.

Clutch housing-to-Rotor Radial Clearance
Standard: 0.1 - 0.2 mm
(0.004-0.008 in)
Service Limit: 0.22 mm (0.009 in)

