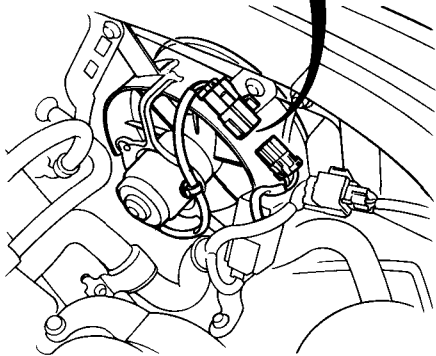
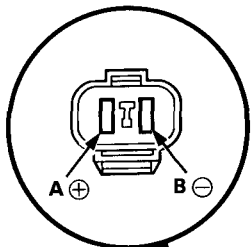


Radiator and Condenser Fan Controls

Engine Compartment Fan Motor Test (A/T)

1. Disconnect the 2-P connector from the engine compartment fan motor.



2. Test the motor by connecting battery power to the A terminal, and ground to the B terminal.
3. If the motor fails to run or does not run smoothly, replace it.

Engine Compartment Fan Motor Removal (A/T)

1. Disconnect the 2-P connector from the engine compartment fan motor.
2. Remove the engine compartment fan relay, the test tachometer connector, and the engine wire harness from the engine compartment fan shroud.
3. Remove the three mounting bolts.

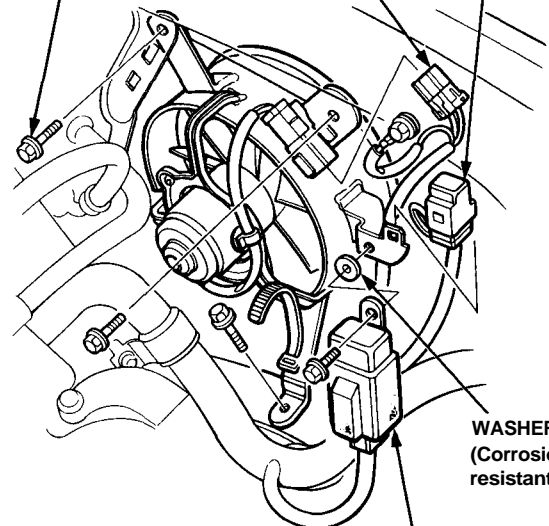
MOUNTING BOLT

6 x 10 mm

12 N-m (1.2 kg-m, 9 lb-ft)

TEST TACHOMETER CONNECTOR

2-P CONNECTOR



**WASHER
(Corrosion
resistant)**

**ENGINE COMPARTMENT
FAN RELAY**