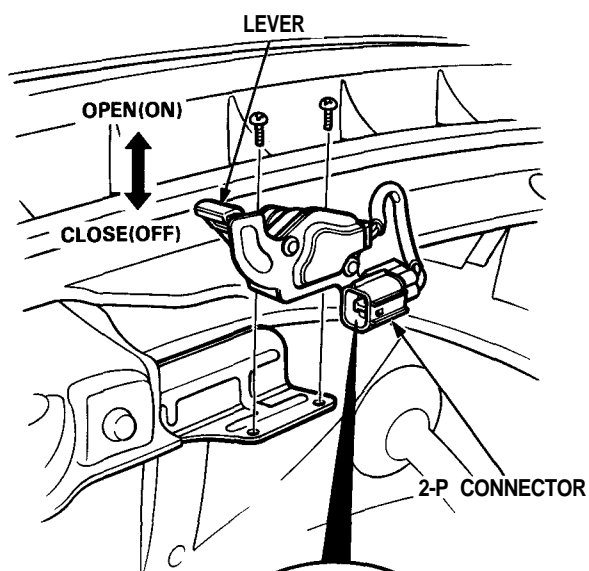


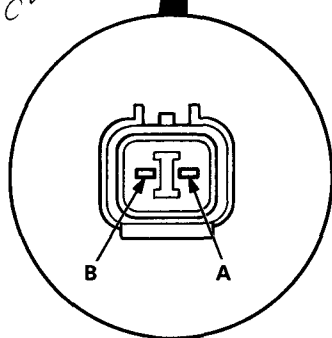


Engine Compartment Lid Switch Test

1. Open the engine compartment lid.
2. Disconnect the 2-P connector from the engine compartment lid switch.
3. Check continuity at the switch connector terminals.
 - There should be continuity between the terminals with the lever released (lid open).
 - There should be no continuity with the lever pushed down (lid closed).

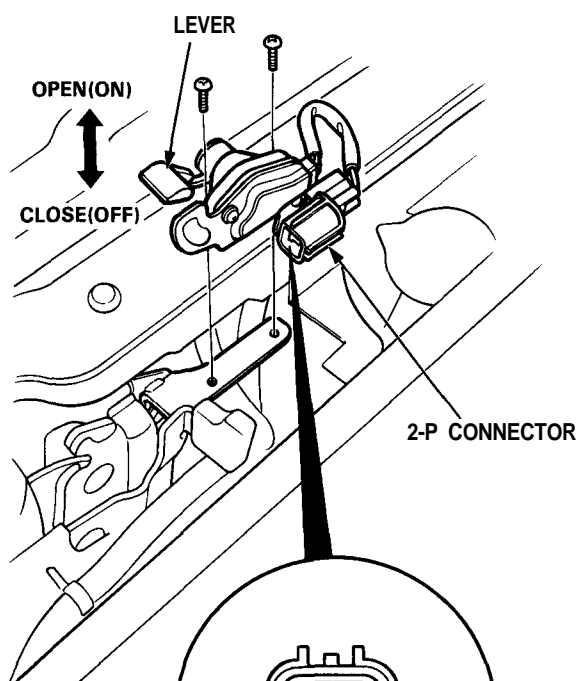


View from terminal side



Hood Switch Test

1. Open the hood.
2. Disconnect the 2-P connector from the hood switch.
3. Check continuity at switch connector terminals.
 - There should be continuity between the terminals with the lever released (hood open).
 - There should be no continuity with the lever pushed down (hood closed).



View from terminal side

