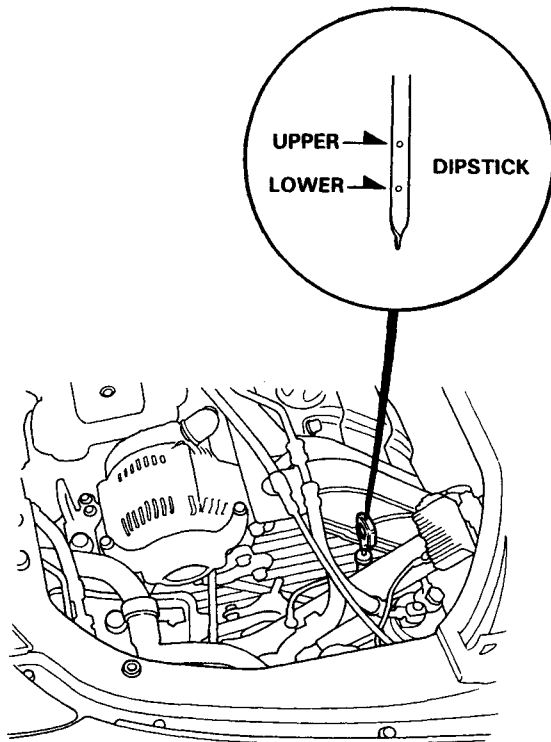


Engine Oil

Inspection

1. Check engine oil with the engine off and the car parked on level ground.
2. Make certain that the oil level indicated on the dipstick is between the upper and lower marks.
3. If the level has dropped close to the lower mark, add oil until it reaches the upper mark.

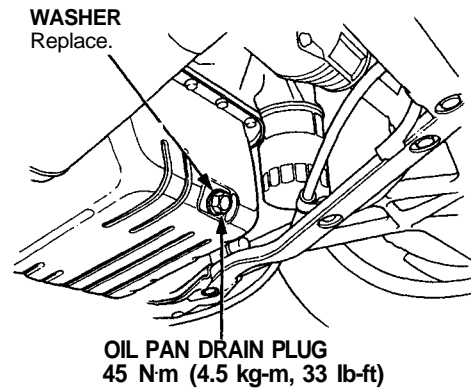
CAUTION: Insert the dipstick carefully to avoid bending it.



Replacement

CAUTION: Remove the drain plug carefully while the engine is hot, the hot oil may cause scalding.

1. Warm up the engine.
2. Drain the engine oil.

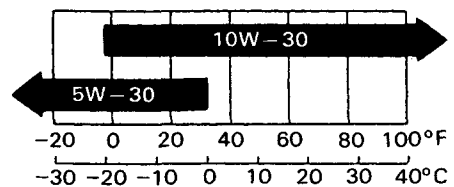


3. Reinstall the drain plug with a new washer, and refill with the recommended oil.

CAUTION: Do not overtighten the drain plug.

Requirement	API Service Grade: Use "Energy Conserving II" SG grade oil, 10 W-30 preferred
Capacity	5.0 l (5.3 US qt, 4.4 Imp qt) for change, including filter. 6.3 l (6.7 US qt, 5.5 Imp qt) for engine overhaul.
Change	Every 7,500 miles (12,000 km)

Engine Oil Viscosity for Outside Temperature Ranges.



NOTE: Oil filter should be replaced at each oil change.