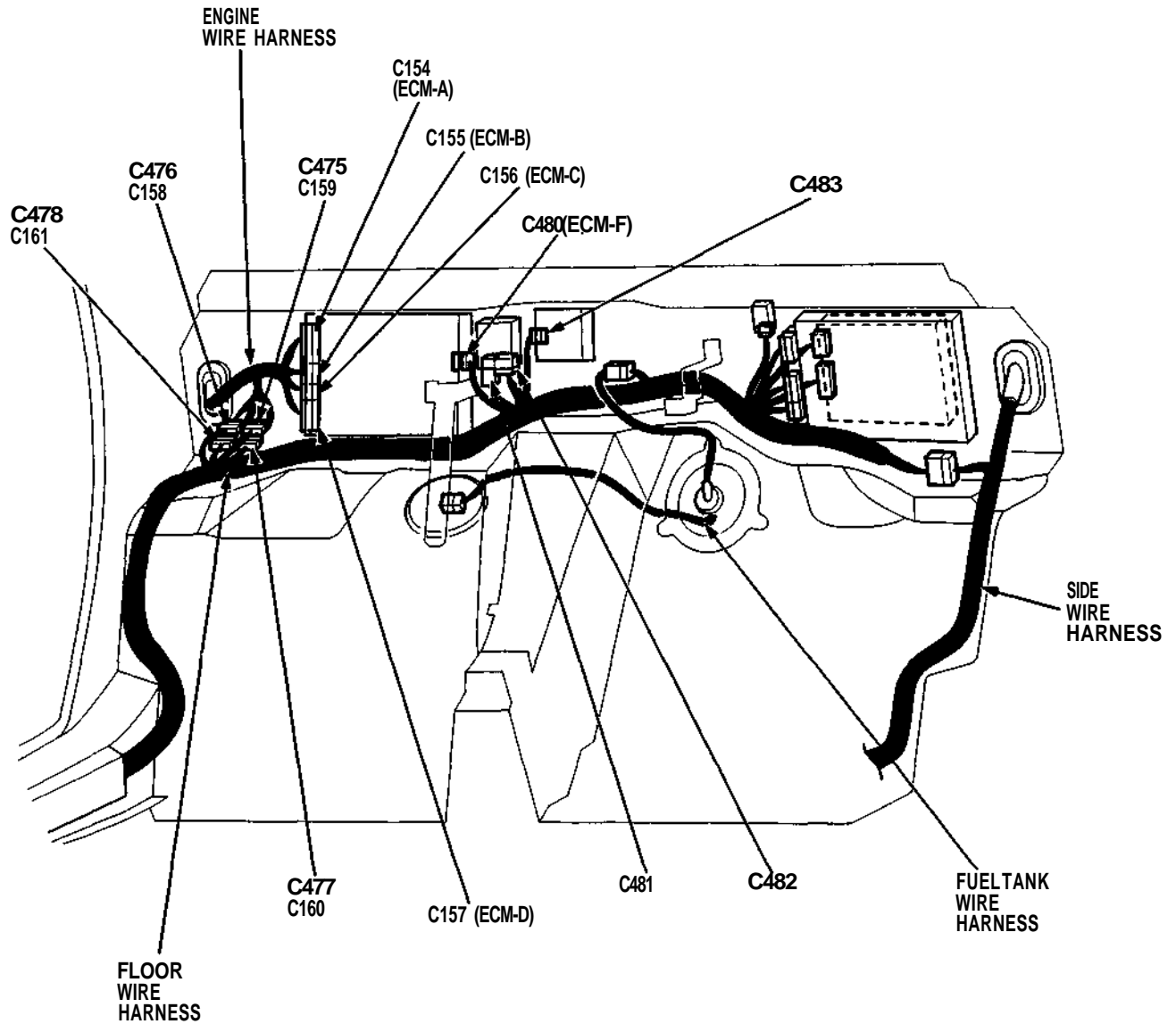


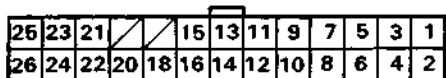
System Description

System Connectors [Behind the seat back panels] (cont'd)





C154



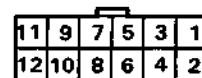
① BRN	⑭ RED/BLU ₁
② WHT/BLU	⑮ RED/BLU ₂
③ RED ₁	⑯ PNK (A/T)
④ BLK/RED	17 —
⑤ ORN	18 —
⑥ YEL	19 —
⑦ GRN/BLK	⑳ GRN
⑧ RED ₂	㉑ WHT
⑨ BLU/RED	㉒ WHT/GRN
⑩ BLK ₁	㉓ BLK ₂
⑪ RED ₃	㉔ BLK ₃
⑫ BLK/BLU	㉕ YEL/BLK
⑬ BLU	㉖ BRN/BLK

C155



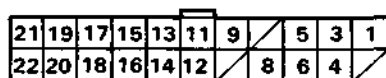
1 —	⑨ ORN
② BRN/WHT	⑩ WHT
③ WHT/RED	⑪ BLU/GRN
④ WHT/YEL	⑫ BLU/YEL
5 —	⑬ ORN/BLU ₁
⑥ WHT/BLU ₁	⑭ WHT/BLU ₂
⑦ LT GRN	⑮ ORN/BLU ₂
⑧ WHT/BLK	⑯ WHT/BLU ₃

C156



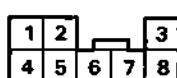
① YEL/BLK	⑦ PNK (M/T)
② YEL/RED	⑧ GRN/YEL
③ BLU/BLK	⑨ BLU
④ GRN	⑩ WHT/RED
⑤ RED/GRN	⑪ BLK/WHT
⑥ WHT/BLK	⑫ GRN

C157



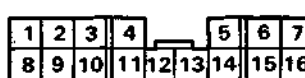
① WHT/YEL	⑰ WHT/GRN
2 —	⑱ RED/WHT
③ ORN	⑲ WHT ₂
④ WHT ₁	⑳ RED/BLK
⑤ GRN/RED	㉑ RED/BLU
⑥ BLK/RED	㉒ WHT ₃
7 —	㉓ BLU
⑧ BRN	㉔ YEL/WHT ₁
⑨ WHT/RED	㉕ YEL/WHT ₂
10 —	㉖ GRN/WHT ₁
⑩ RED/YEL	㉗ GRN/WHT ₂

C475



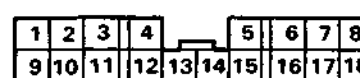
1 BRN/WHT
② RED/BLU ₂
3 BLK
④ BLU/RED
5 RED
⑥ BLU/BLK
⑦ BLU
8 YEL/BLK

C476



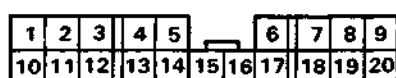
1 YEL	⑨ WHT/BLK
2 BRN	⑩ GRN/YEL
③ GRN/WHT ₁	11 BRN/BLK
④ YEL/WHT ₁	⑪ GRN
5 RED	13 BLK
⑥ YEL/RED	14 GRN
7 WHT/GRN	15 ORN
⑧ WHT/RED	⑫ BLU

C477



① BLU/YEL	⑱ RED ₃
② RED/YEL	⑲ WHT ₃
③ YEL	⑳ GRN
④ ORN/RED	13 BLU/RED
⑤ RED/BLU ₁	㉑ GRN/WHT ₂
6 YEL/RED	⑳ YEL/WHT ₂
⑦ BLK/YEL	16 YEL/GRN
⑧ GRN/BLK	㉒ BLU
9 BLK	㉓ BLK/WHT

C478



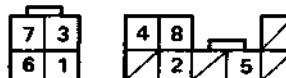
① LT GRN (A/T)	⑰ GRN
2 BRN/WHT	⑱ PNK (M/T)
③ PNK (A/T)	⑲ BRN
④ BLK/YEL	⑳ BLU/BLK
⑤ YEL/BLK	㉑ BLU
⑥ RED ₂	⑭ RED/GRN
⑦ BLK/RED	17 WHT/GRN
⑧ BLK ₂	⑳ WHT/YEL
9 YEL/BLU	19 WHT/BLU
⑨ RED/WHT (A/T)	20 BLU/WHT

C480



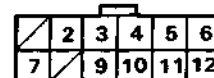
① WHT/GRN (A/T)
② BLU
③ WHT/RED (A/T)
④ BLU/BLK
⑤ YEL
⑥ BLU/RED
⑦ BLU/YEL
8 —

C481



① YEL/BLU
② BLK ₂
③ YEL/BLK
④ BLK/WHT
⑤ BLK/YEL
⑥ BLK/YEL
⑦ BLK/YEL
⑧ GRN/BLK

C482



1 —	7 BLU/WHT
2 LT GRN	8 —
3 GRN/BLK	9 ORN/BLU
4 BLU/RED	⑩ BLU/BLK
5 BLK	11 YEL/BLK
6 BRN/BLK	12 GRN/BLK

C483

NOTE: Several different wires have the same color.

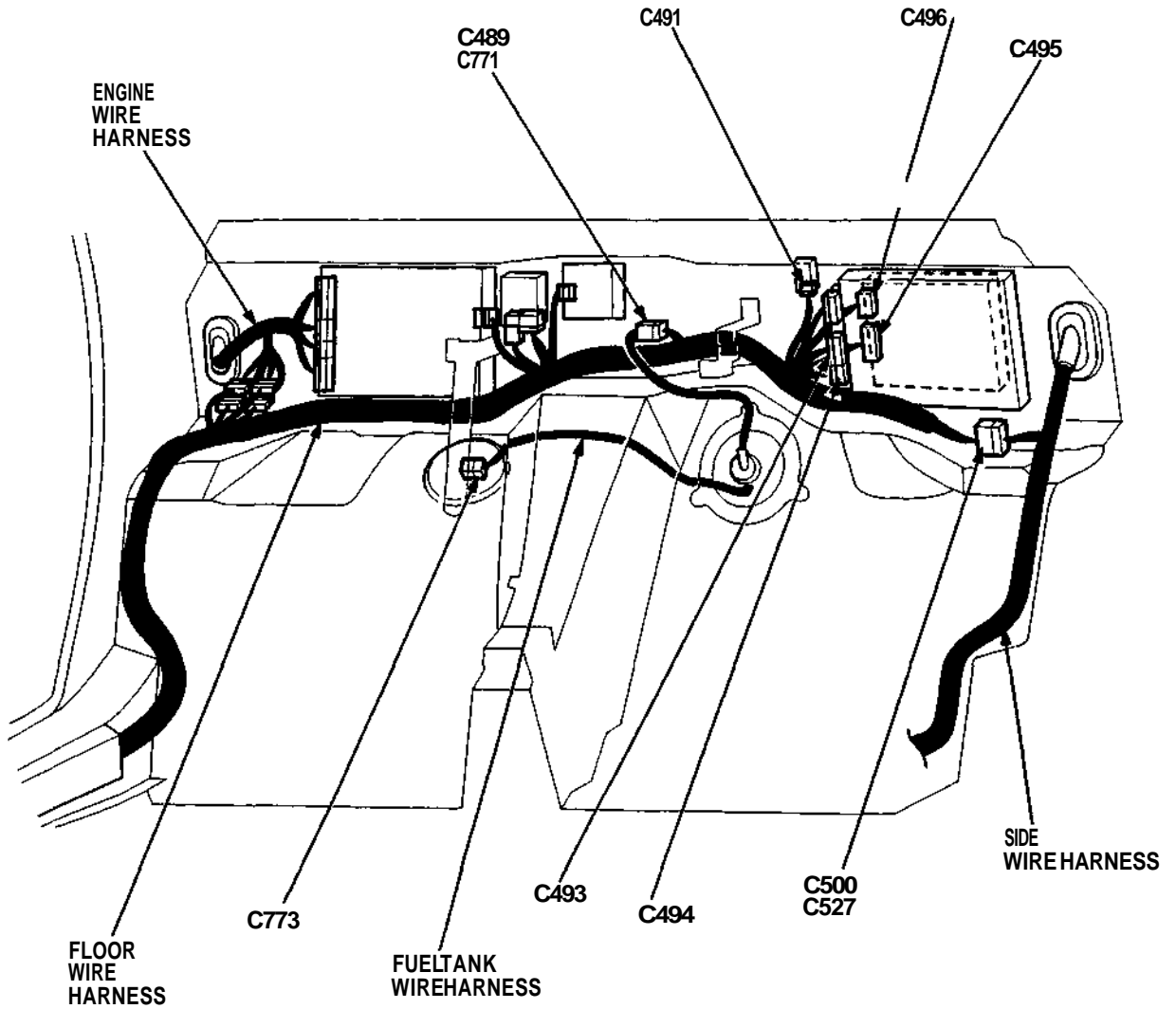
They have been given a number suffix to distinguish them (for example YEL/BLK₁ and YEL/BLK₂ are not the same).

O: Related to PGM-FI SYSTEM

(cont'd)

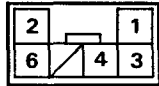
System Description

System Connectors [Behind the seat back panels] (cont'd)





C489



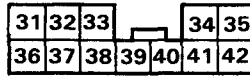
1	YEL/BLU
2	BLK
③	BLK
4	YEL/WHT
5	---
⑥	BLK/RED

C491



①	YEL
②	BLK/YEL
③	RED2
④	BLK/RED

C493



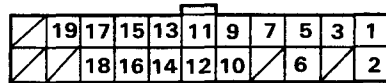
31	RED/GRN	37	BLU
②	GRN/YEL	38	BRN/BLK
33	ORN/BLU (A/T)	⑨	WHT/RED
34	GRN/WHT	40	LT GRN/YEL
35	WHT/BLK	⑩	GRN
36	GRY/BLK	42	YEL/BLK

C494



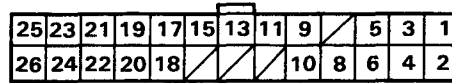
①	GRY	11	YEL
2	RED/BLK	⑩	ORN/RED
③	RED/YEL	⑪	BLU
④	BLU/RED	14	LT GRN/WHT
5	YEL/RED	15	BRN/WHT
6	LT GRN (A/T)	16	LT GRN/RED
7	ORN/RED	17	GRN/RED
8	YEL/BLK	18	BLU/ORN
9	ORN/BLK	19	YEL/GRN
⑫	WHT/BLK	20	GRY/WHT

C495 (A/T)



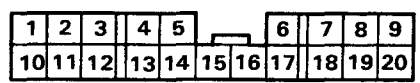
1	GRY	12	WHT
2	GRN/WHT	⑬	WHT/GRN
③	BLU/RED	14	ORN/BLU
4	---	16	BLU/YEL
⑤	RED/WHT	⑯	PNK
6	BLU	17	BLU/GRN
⑦	RED/YEL	⑰	BLU
8	---	19	ORN
⑨	YEL/RED	20	---
10	PNK/BLK	21	---
⑪	WHT/RED	22	---

C496 (A/T)



1	BLK/WHT	14	---
2	BLK	15	BRN/BLK
3	GRN/WHT	16	---
4	WHT/BLK	17	GRN/BLU
5	BLU/YEL	18	ORN/BLK
6	RED/WHT	19	LT GRN
7	---	20	WHT/YEL
8	YEL/BLK	21	LT BLU
⑨	GRN	22	RED/BLU
10	YEL/BLU	23	BLK/YEL
11	LT GRN/WHT	24	BLK/YEL
12	---	25	BRN/WHT
13	GRN/YEL	26	BRN/WHT

C500



1	LT BLU	11	BLU/GRN
2	BLU/WHT	12	WHT/GRN
3	WHT/BLU	⑬	RED/BLU ₁
④	GRN	⑭	GRN/WHT ₁
⑤	YEL/WHT ₂	⑮	YEL/WHT ₁
6	GRN/RED	⑯	WHT ₃
⑦	BRN	⑰	GRN/WHT ₂
⑧	RED ₃	18	WHT/GRN
9	GRN/YEL	19	LT GRN
10	GRY	20	BLU/YEL

C773



①	BLK
②	BLK/RED

NOTE: Several different wires have the same color.

They have been given a number suffix to distinguish them (for example YEL/BLK₁ and YEL/BLK₂ are not the same).

O: Related to PGM-FI SYSTEM

(cont'd)