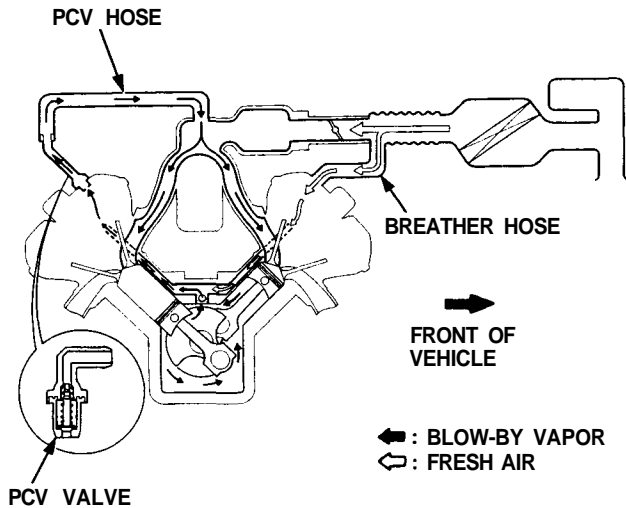


Emission Control System

Positive Crankcase Ventilation System

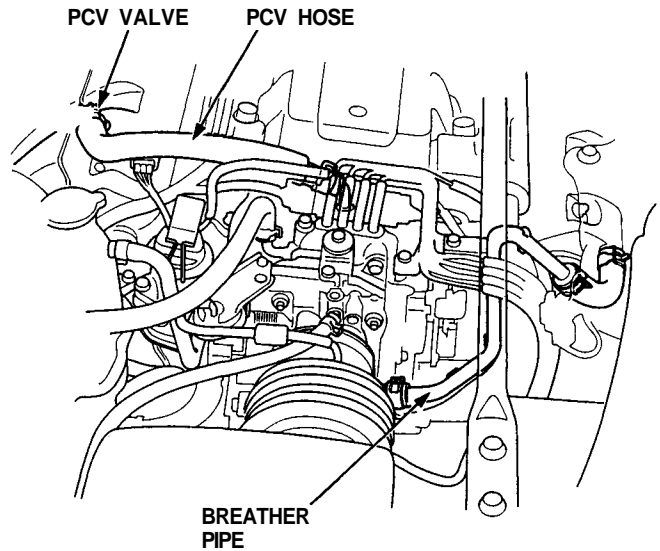
Description

The Positive Crankcase Ventilation (PCV) system is designed to prevent blow-by gas from escaping to the atmosphere. The PCV valve contains a spring-loaded plunger. When the engine starts, the plunger in the PCV valve is lifted in proportion to intake manifold vacuum and the blow-by gas is drawn directly into the intake manifold.

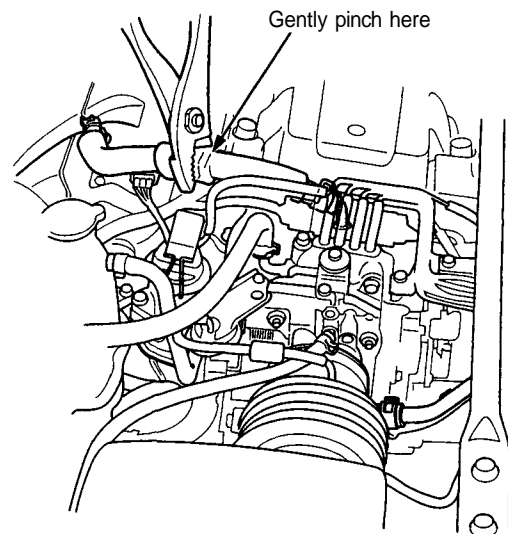


Inspection

- 1 Check the crankcase ventilation hoses and connections for leaks and clogging.



2. At idle, make sure there is a clicking sound from the PCV valve when the hose between PCV valve and intake manifold is lightly pinched with your fingers or pliers.



- If there is no clicking sound, check the PCV valve grommet for cracks or damage. If the grommet is OK, replace the PCV valve and recheck.