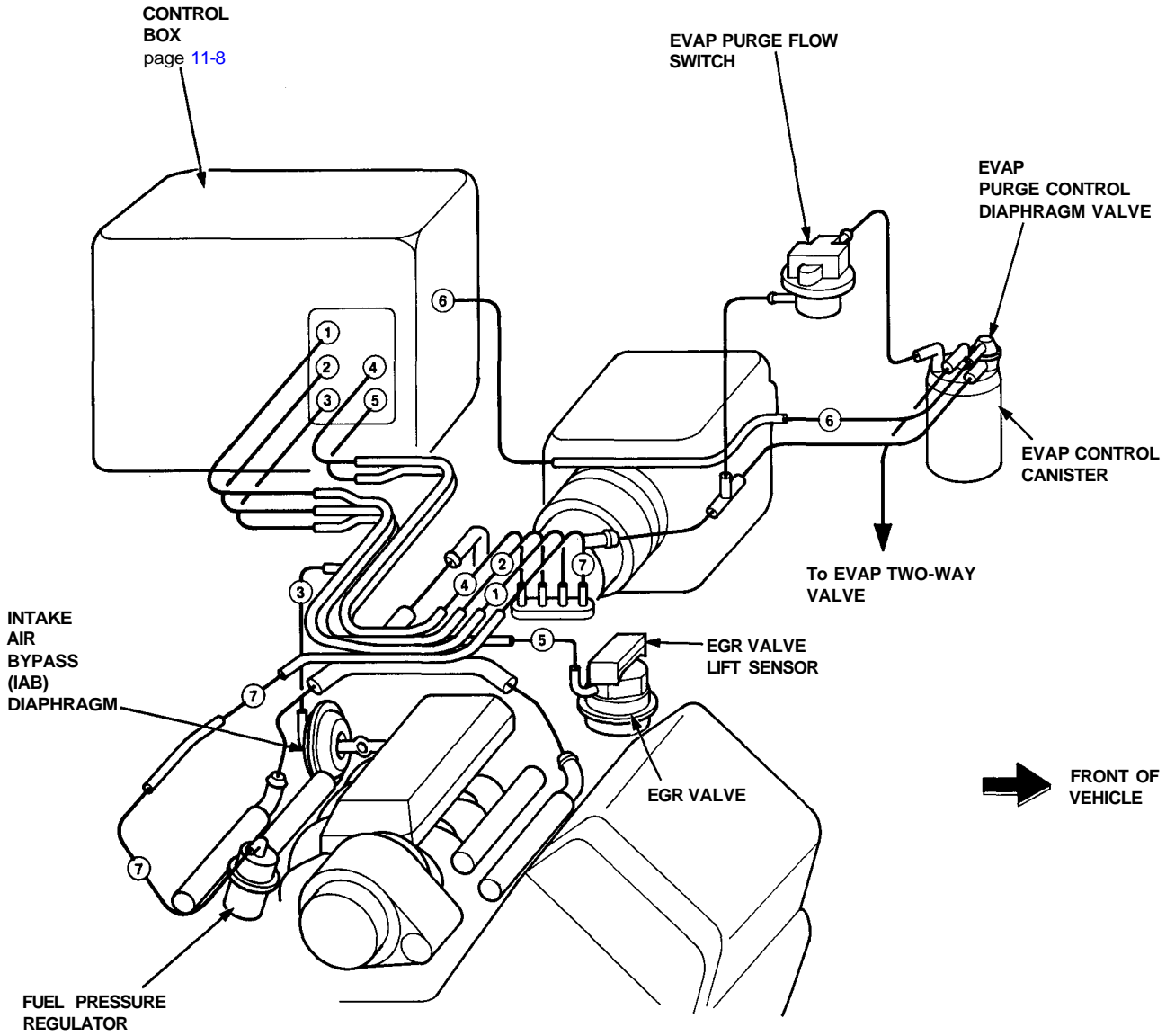




System Description

Vacuum Connections



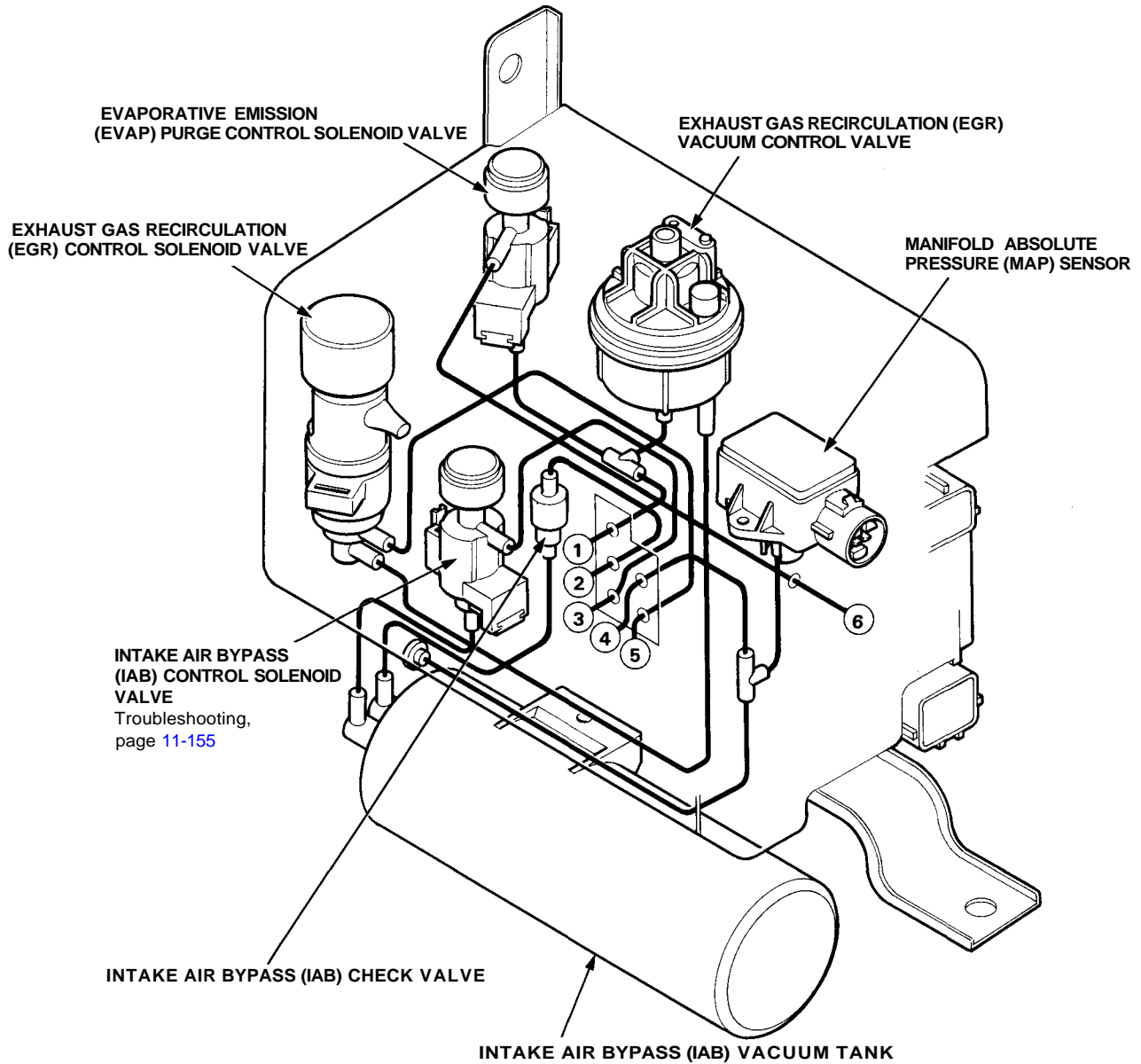
(cont'd)

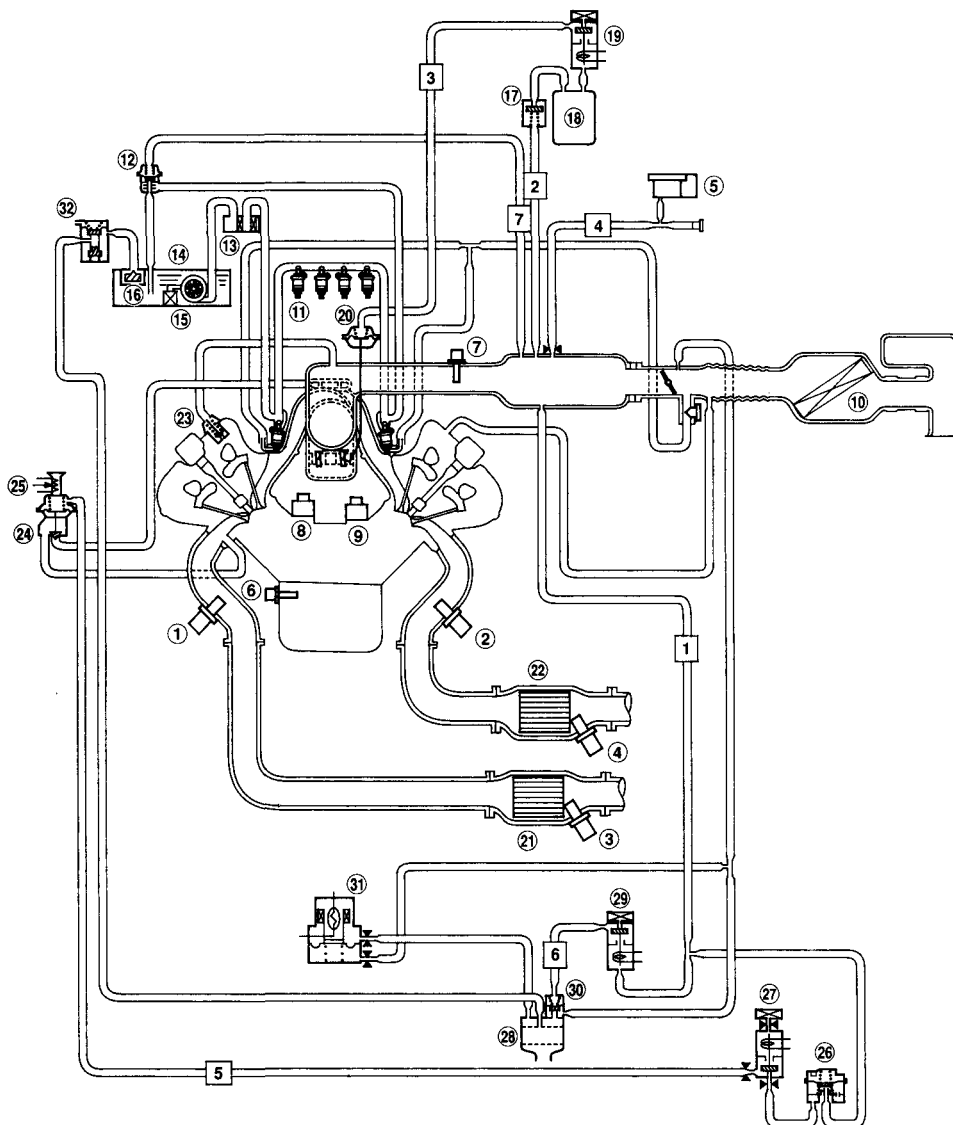
System Description

Vacuum Connections (cont'd)

Control Box

For Troubleshooting of DTC related components, see chart on page [11-52](#).





□: Vacuum hose No.

- | | |
|--|---|
| ① FRONT PRIMARY HEATED OXYGEN SENSOR (HO2S) (BANK 2, SENSOR 1) | ⑱ INTAKE AIR BYPASS (IAB) VACUUM TANK |
| ② REAR PRIMARY HEATED OXYGEN SENSOR (HO2S) (BANK 1, SENSOR 1) | ⑲ INTAKE AIR BYPASS (IAB) CONTROL SOLENOID VALVE |
| ③ FRONT SECONDARY HEATED OXYGEN SENSOR (HO2S) (BANK 2, SENSOR 2) | ⑳ INTAKE AIR BYPASS (IAB) CONTROL DIAPHRAGM |
| ④ REAR SECONDARY HEATED OXYGEN SENSOR (HO2S) (BANK 1, SENSOR 2) | ㉑ FRONT THREE WAY CATALYTIC CONVERTER (TWC) |
| ⑤ MANIFOLD ABSOLUTE PRESSURE (MAP) SENSOR | ㉒ REAR THREE WAY CATALYTIC CONVERTER (TWC) |
| ⑥ ENGINE COOLANT TEMPERATURE (ECT) SENSOR | ㉓ POSITIVE CRANKCASE VENTILATION (PCV) VALVE |
| ⑦ INTAKE AIR TEMPERATURE (IAT) SENSOR | ㉔ EXHAUST GAS RECIRCULATION (EGR) VALVE |
| ⑧ FRONT KNOCK SENSOR (KS2) | ㉕ EXHAUST GAS RECIRCULATION (EGR) VALVE LIFT SENSOR |
| ⑨ REAR KNOCK SENSOR (KS1) | ㉖ EXHAUST GAS RECIRCULATION (EGR) VACUUM CONTROL VALVE |
| ⑩ AIR CLEANER (ACL) | ㉗ EXHAUST GAS RECIRCULATION (EGR) CONTROL SOLENOID VALVE |
| ⑪ FUEL INJECTOR | ㉘ EVAPORATIVE EMISSION (EVAP) CONTROL CANISTER |
| ⑫ FUEL PRESSURE REGULATOR | ㉙ EVAPORATIVE EMISSION (EVAP) PURGE CONTROL SOLENOID VALVE |
| ⑬ FUEL FILTER | ㉚ EVAPORATIVE EMISSION (EVAP) PURGE CONTROL DIAPHRAGM VALVE |
| ⑭ FUEL PUMP (FP) | ㉛ EVAPORATIVE EMISSION (EVAP) PURGE FLOW SWITCH |
| ⑮ FUEL TANK | ㉜ EVAPORATIVE EMISSION (EVAP) TWO WAY VALVE |
| ⑯ FUEL TANK EVAPORATIVE EMISSION (EVAP) VALVE | |
| ⑰ INTAKE AIR BYPASS (IAB) CHECK VALVE | |