

Wheel Alignment

Height

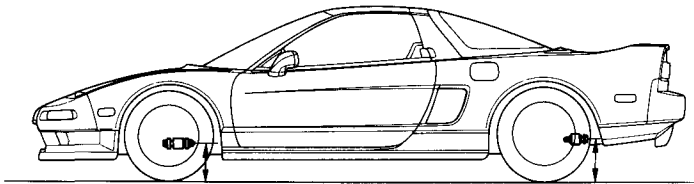
NSX/NSX-T four wheel alignment requires the use of equipment designed specifically for four wheel independent suspensions and capable of immediate feedback.

NOTE: For proper inspection/adjustment of the wheel alignment, check and adjust the following before checking the alignment.

- Check that the suspension is not modified.
- Check the tire size and tire pressure.
- Check the runout of the wheels and tires.
- Check the suspension ball joints. (Hold a wheel with your hands, then move the wheel up and down and right and left to check for wobbling.)
- Check the height of each suspension (see below).

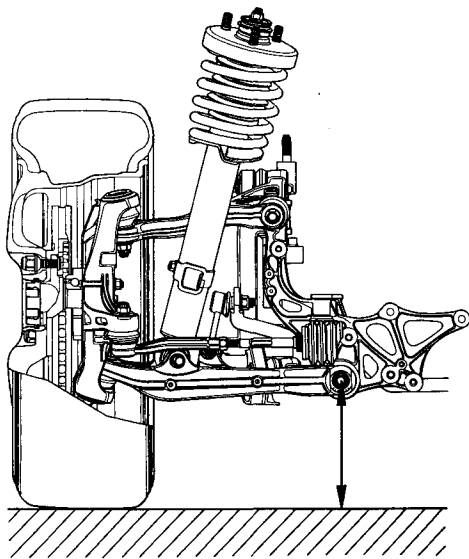
Standard value

	Tire size	Tire pressure psi (kPa)	Standard height mm (in) [empty car]
Front	215/45ZR16	33 (230)	170–180 mm (6.7–7.1 in)
Rear	245/40ZR17	40 (275)	213–223 mm (8.4–8.9 in)



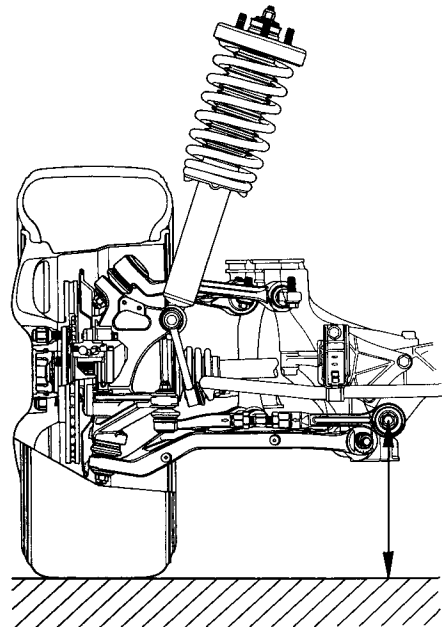
Front:

Ground clearance to the center of the lower control arm bolt



Rear:

Ground clearance to the center of the toe control arm bolt



Height inspection:

- Before checking for the height, bounce the car up and down several times before measuring.
- Check the height with the car empty, parked on a level surface, with properly inflated tires (tread wear indicators must not be showing). If the height is out of specification, load or unload the car as necessary.