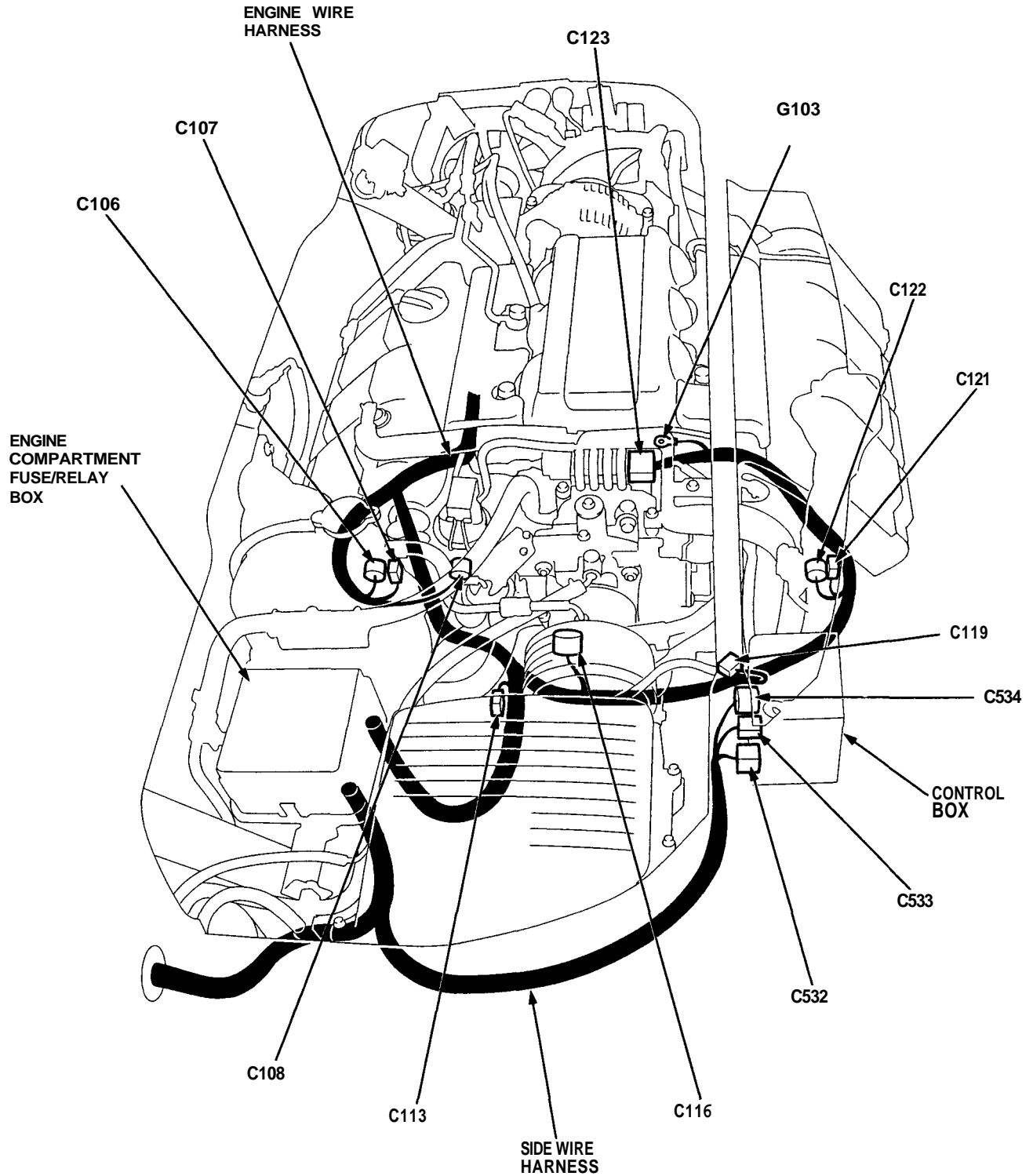


System Description

System Connectors [Engine Compartment (Left Side)]



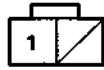


C106



①	GRN/WHT ₂
②	BLU

C107



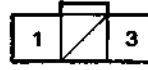
①	YEL
2	—

C108



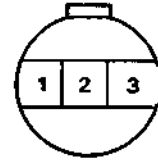
①	GRN/WHT ₂
②	RED/WHT

C113



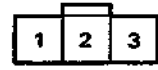
①	LT GRN
2	—
③	BLK ₂

C116



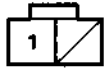
①	GRN/WHT ₂
②	BLU/RED
③	YEL/WHT ₂

C119



①	YEL/RED
②	BLK/YEL
③	BLK ₃

C121



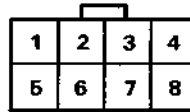
①	BLU/YEL
2	—

C122



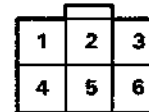
①	GRN/WHT ₂
②	BLU/BLK

C123



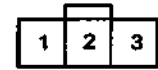
①	WHT	⑤	WHT/BLU
②	WHT/GRN	⑥	BLK
③	BLK	⑦	WHT/YEL
④	WHT/BLK	⑧	WHT/RED

C532



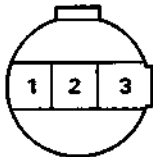
①	BLK/YEL
②	BLK/YEL
③	BLK/YEL
④	RED/BLU ₁
⑤	GRN
⑥	RED ₃

C533



①	YEL/WHT ₂
②	BRN
③	GRN/WHT ₂

C534



①	WHT ₃
②	GRN/WHT ₁
③	YEL/WHT ₁

NOTE: Several different wires have the same color.

They have been given a number suffix to distinguish them (for example YEL/BLK₁ and YEL/BLK₂ are not the same).

O: Related to PGM-FI SYSTEM

(cont'd)