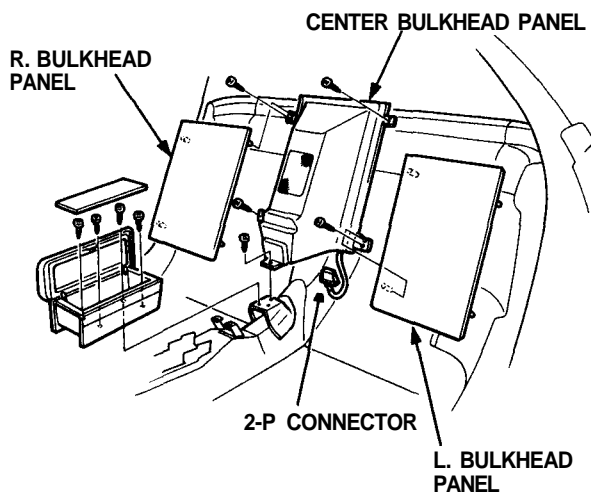


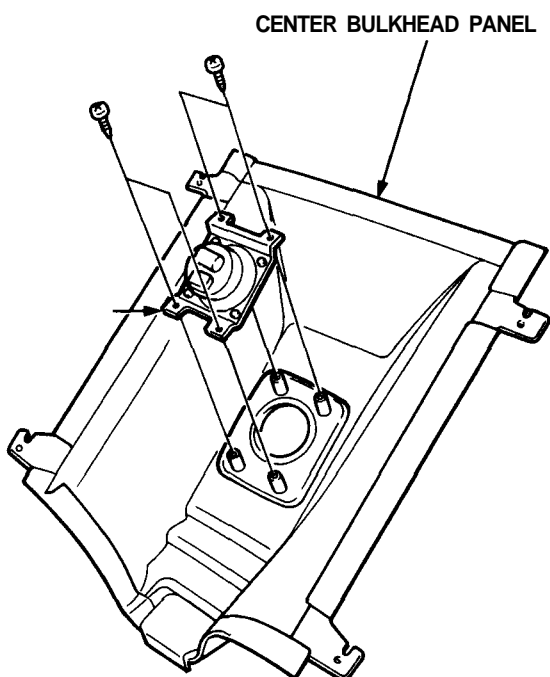
Stereo Sound System

Rear Speaker Replacement

1. Remove the center armrest and upper bulkhead panel (see [section 20](#)).
2. Remove the bulkhead panels.
3. Remove the 5 screws, then disconnect the 2-P connector from the floor wire harness.

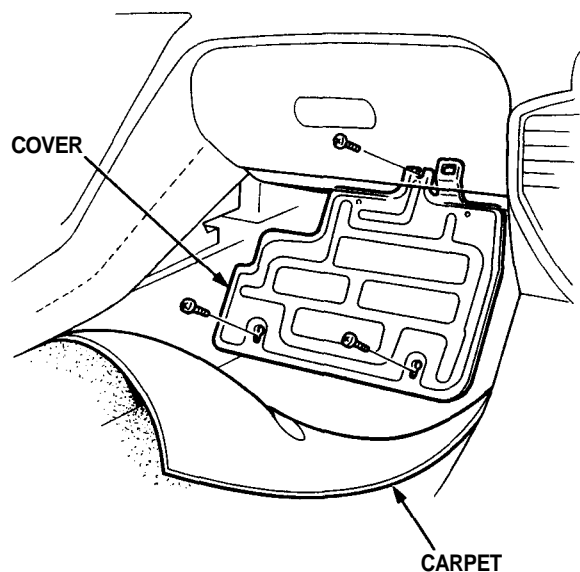


4. Remove the 4 screws, then take the rear speaker out of the center bulkhead panel.



Foot Well Bass Speaker Replacement

1. Pull the right front floor carpet back.
2. Remove the foot well bass speaker cover.



3. Disconnect the 2-P and 6-P connectors, then remove the 2 bolts from the EPS power unit. Remove the foot well bass speaker assembly.

